


UPCOMING EVENTS

Coloring Contest

Stop in to any VCCU branch starting April 1st and pick up our Youth Month "Give a Hoot about Saving" coloring page or log on to www.valleycommunities.org to download! Hand them in no later than April 29th. The entries will be judged and each branch will award one winner a \$25 Gift Card.*



*member eligibility required

Annual Meeting

VCCU 82nd Annual Meeting
Tuesday, April 25th 2017
 Creske Center Auditorium
 in the Mosinee High School
Starting at 6:00pm



2016 VCCU Scholarship Winners



Corporate Office
 975 Indianhead Drive
 Mosinee, WI 54455
 (715)693-5770

Serving you in your community at one of these six convenient locations!

2290 County Rd. X, Suite C
 Kronenweter, WI 54455
 (715)359-0050

2011 S. Central Avenue
 Marshfield, WI 54449
 (715)384-2867

1105 Western Avenue
 Mosinee, WI 54455
 (715)693-3400


2940 Church Street
 Stevens Point, WI 54481
 (715)341-4543

107 S. 3rd Avenue
 Wausau, WI 54401
 (715)845-5010

440 8th Street South
 Wisconsin Rapids, WI 54494
 (715)424-4400

Ask about our Kid's Club, a fun way to save money while earning points to redeem for prizes!

Visit www.valleycommunities.org or like us on Facebook www.facebook.com/ValleyCommunitiesCU



Federally insured by NCUA



April 2017

SAVING CENTS QUARTERLY



INSIDE

April is Youth Month
 Grand Savings Drawing
 Fun Owl Craft Activity
 Coloring Contest
 Annual Meeting

BE WISE.
 SAVE.



APRIL IS YOUTH MONTH



What kind of saver is your child? One who saves happily, or with a scowl? April is National Credit Unions Celebrate Youth Month and we want YOU to celebrate with us!

Every saver is unique, but most people who save regularly developed the habit early in life. Learning to delay gratification in order to save for long-term goals is a crucial life skill, and one VCCU is committed to helping our youngest members develop. That's why we at VCCU create programs and services designed specifically for young people. One of those is our Youth Month program.

Visit your local VCCU branch and learn how a Youth or Teen account can help you reach your goals! What are you saving for?

**member eligibility required*




Participate in the Grand Savings Drawing!

We're having fun all month long and you can too! Stop in between April 17th-April 24th and fill out an entry slip to be entered into VCCU's Grand Savings Drawing! Make a deposit that week and earn another entry. You could win a \$50 gift card! One Winner will be selected from all 6 branches and contacted in May. Youth under the age of 18 may enter. *member eligibility required



WHAT KIND OF SAVER ARE YOU?



Try this at home! RECYCLED NEWSPAPER OWL CRAFT

Supplies

- Newspaper
- Watercolor paints
- Paint brushes
- Orange Card stock
- Google Eyes
- Metallic Markers
- Scissors & Glue



1. Start by painting a section of your newspaper (big enough for the body of an owl) with your watercolors. This is totally open-ended, so just let children paint with as many colors and variations as they desire. The newspaper will be saturated but as it dries it should stiffen back up again. Let newspaper dry overnight.

2. Cut out the shape of an owl body from your newspaper. Preschoolers can do this on their own, or you may want to draw the shape for them on the newspaper for them to cut out.

3. You will also need to cut out two half-oval shapes for wings and two circles for the big owl eyes. You could use painted newspaper for these pieces if you'd like or you could use colorful fabric scraps.

4. Cut out an orange beak from your cardstock paper and then glue it onto your newspaper owl along with your newspaper eyes and wings. Glue your googly eyes inside the newspaper eyes.

5. Finish your colorful newspaper owl craft by using metallic markers to draw squiggly lines on your wings and body to define the owl feathers. Another fun option would be to use Fun Chalk markers.

<http://iheartcraftythings.com/colorful-newspaper-owl-craft-for-kids.html>